


I N T O O U T

ROCK AURA

SERIES



SIYATONE
BY SIYARAM

WELCOME TO

Siyatone Global Pvt Ltd

Founded in 1998, Siyatone has emerged as a pioneering force in the flooring industry. Its headquarters, advanced manufacturing facilities, and research labs are strategically located in Morbi, India.

Specializing in porcelain and ceramic tiles, Siyatone combines innovative designs with unmatched durability. Supported by **1,250 employees and 8 state-of-the-art minerals, ink, and tile production facilities**, Siyatone achieved a remarkable turnover of **\$146 million in 2023**.

As a trusted leader, Siyatone blends expertise, sustainability, and excellence to meet global demands and shape the future of the flooring industry.



SIYATONE
BY SIYARAM



More Than
110k Sq. Mtr.



27+ Year
Of Experience



More Than
1250+ Employee



5 Unit Ceramic and
3 Unit Minerals



52+ Country
Served



Worldwide
Customers

LIFE IN EVERY
CORNER

हर कोने में जिंदगी

Siyatone brings life to every corner of your space. From walls to floors, our tiles are designed to infuse vibrancy, elegance, and durability into every nook, turning houses into homes and spaces into experiences.




TRANSFORMING SPACES, BREATHING LIFE

Elevate
Every Space
with Tile Artistry



- ABSORB OFF
ODOURS
- TEMPERATURE
RESISTANCE
- CHEMICAL
RESISTANCE
- UV
RESISTANCE
- PURE HYGIENE
SURFACE
- FIRE
RESISTANCE
- SCRATCH
RESISTANCE
- FREEZE
RESISTANCE

600X1200MM
Exclusive Size



Rock Aura
S E R I E S

MASTERING THE ART OF ELEGANCE

Artistry in Every Tile,

Siyatone is one of the leading manufactures of ceramic tiles in India. We manufacture a great collection of fullbody tiles that come in various styles and sizes. The surfaces from Siyatone have a charismatic charm that enhances the aesthetic appeal of a space. These surfaces come in colours that are soothing to the eyes and gives a rich look! Siyatone keeps growing with the latest trends of interior design and architectural styles. We bring together the combination of creativity and comfort by designing tiles by using the latest technology.





SIYATONE
BY SIYARAM

7

DESIGN

4

COLORS

2

SURFACES

Rock Aura
S E R I E S 

DIGITAL FULLBODY

Clean Vitrified Tiles at Home & Make Scratch Proof



1. Clean low-traffic floor tiles at least once a week, and high-traffic areas every one to two days. Use a microfiber cleaning cloth to dust the wall tiles weekly. Dirt particles can damage tiles if they are not cleaned or dusted on a regular basis.



2. Use a commercial tile cleaner formulated especially for tile material. Remember, if the cleaner is concentrated, dilute it before use!



3. Once a week, mop the floor tiles using the prescribed cleaning solution. Wipe the walls tiles with this mixture!



4. Use clear water to rinse the cleaning solution from the tiles. If you leave the mixture on the tiles, it will leave a hazy residue that can spoil the tiles.



5. After cleaning, use a soft towel to dry the tiles. In this way, the water stain formation are prevented.



6. For a more thorough cleaning, mix one cup of vinegar with a bucket of scalding water. Then, wipe the floor with a dry, soft mop soaked in the mix. Allow your floor tiles to dry fully before stepping on them.



7. A floor isn't clean until the grouts are thoroughly cleaned. For cleaning the grouts, you can create a solution with one cup of baking soda mixed with 2 spoons of water. Clean the grouts thoroughly and allow the mix to dry for 5-7 minutes. Thereafter, use a toothbrush or any other soft brush to carefully scrape off the mix from the grout. Finally, clean the surface with a moist towel.




8. Avoid using acids and strong detergent products for cleaning as they can damage the floor tiles and grouts. Also, use soft fiber cloth for cleaning.

SIYATONE
BY SIYARAM



DIGITALLY PRINTED FULLBODYTILES


Top Exclusive designs Digitally printed on surface of full body tiles makes Rockaura a style statement for you exteriors as well as interiors.



DIGITALLY PRINTED FULLBODYTILES

FULL BODY BASE

Tiles are digitally printed, and the body preparation ensures that the base harmoniously matches the design.





600 x
1200MM

Random 4



BELLSTONE

Finish
MATT

Thickness
9MM




NERO



CON SILK




PEACH



SILVER


—
BELLSTONE
PEACH





600 x
1200 MM


Random 4



BLACK SLATE

Finish
MATT

Thickness
9MM




NERO



CON SILK



PEACH



SILVER



—
BLACK SLATE
NERO



600 x
1200 MM

Random 4




DUSK

Finish
MATT

Thickness
9MM



NERO



CON SILK



PEACH




SILVER



DUSK
CORNSILK

600 x
1200 MM

Random 4



JUPITER

Finish
MATT

Thickness
9MM




NERO



CON SILK



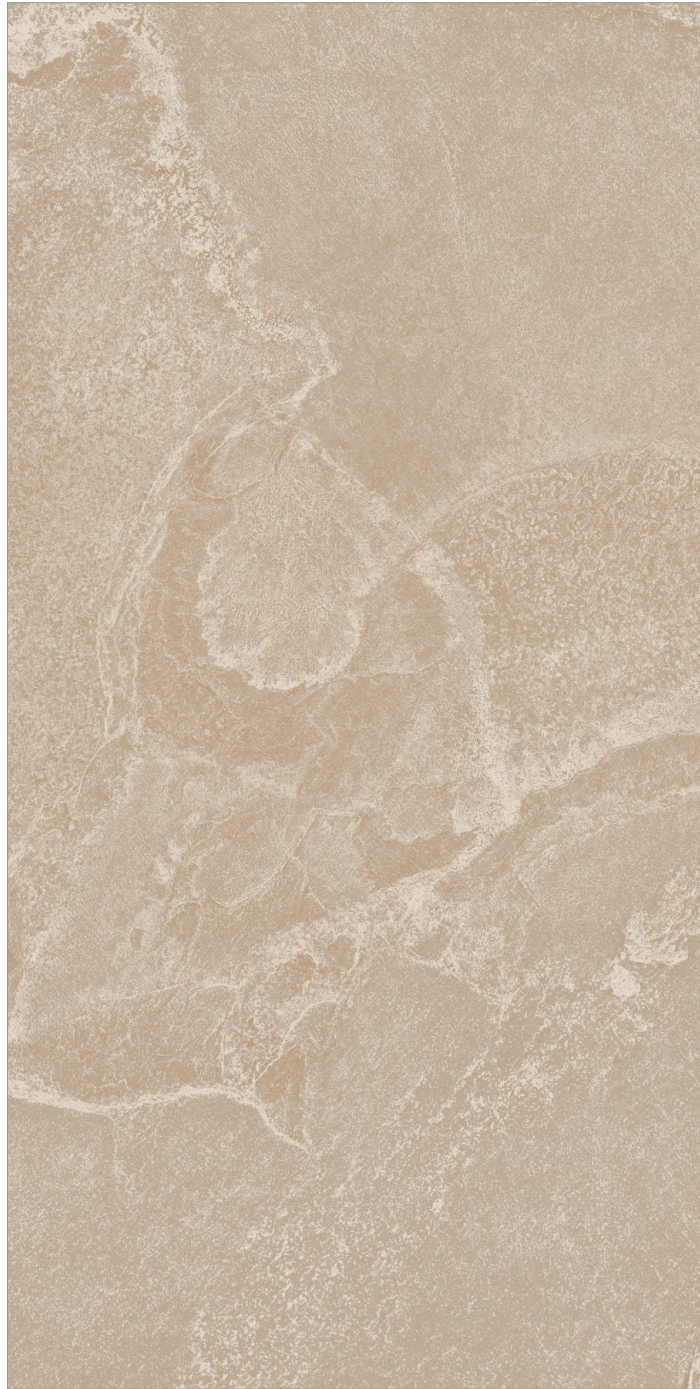
PEACH



SILVER



—
JUPITER
CORN SILK



600 x
1200 MM

Random 4



PYTHON

Finish
MATT

Thickness
9MM




NERO



CON SILK



PEACH



SILVER




PYTHON
NERO



600 x
1200 MM

Random 4



SHERPA

Finish
MATT

Thickness
9MM




NERO



CON SILK



PEACH



SILVER


A modern outdoor patio featuring a bar with a concrete top and a rusted metal base, several bar stools, a swimming pool with a blue mosaic tile interior, and a set of wide, shallow concrete steps leading up to a higher level. The walls are made of large, light-colored stone tiles, and the floor is covered in large, rectangular tiles with a subtle, organic pattern. A small, stylized tree is planted in a planter on the bar, and a larger, more naturalistic tree is in a planter near the pool. A circular light fixture is mounted on the ceiling.

—
SHERPA
CORN SILK



600 x
1200mm

Random 4



TRAVERTA

Finish
MATT

Thickness
9mm



NERO



CON SILK



PEACH



SILVER



—
TRAVERTA
TUNDRA CORN SILK



Thank You



SIYATONE GLOBAL PVT LTD

Regd.Office : Survey No. 105/1 P2,
Opp. Intel Vitrified, Jambudiya,
Morbi - 363 642.

CIN : U46909GJ2024PTC156431

Call on : +91 75740 74011
Email : info@siyatone.com